

MP Krásno, Inc. Production capacity planning application for meat industry



APPLICATION:

Production capacity planning

BRANCH:

Food industry

BENEFIT:

The comprehensive system provides a complete systematization of production planners work in the meat industry in a web browser.

About the company

The company MP Krásno Inc. is located in Valašské Meziříčí, part Krásno nad Bečvou. The company is engaged in production, processing or preservation of meat or meat products.

Project targets

The goal of the project for the company MP Krásno Inc. was to create an application to simplify daily work of production planner.

After the login to the application the data from the company system is loaded.

Solution

For this action is integrated control whether all planned products entered production data and if inconsistency is an output report generated with particular products which must be supplemented with operational data.

Subsequently, the planner performs either a correction on the basis of his knowledge of the needs of the production of a particular product on a given day or directly perform the simulation of production. By the clicking the button is completing the verification simulation capabilities in time and after going through simulations (the length of this step is in the order of tens of seconds) to switch to part with the outputs.

In this section you can find summary graphs for each technology, as well as individual specific device.

The user has a choice to either close the next day which is key in terms of the next scheduled production and the outlook for the full 10 days.

On the basis of a specified shift system the user is able to evaluate the reality of the production plan and to take any steps to secure production:

Such steps may include:

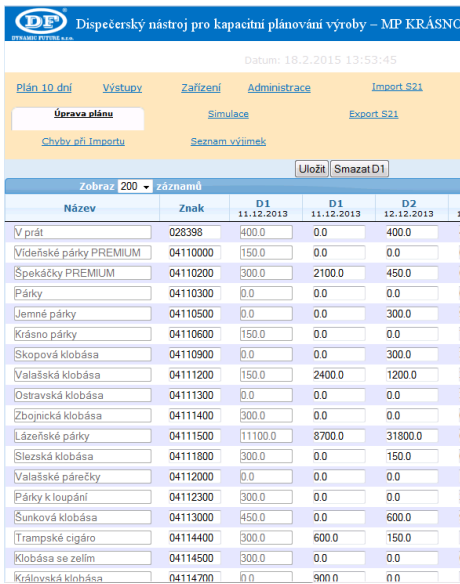
1. moving production to another day,
2. planning overtime hours for workers on specific devices,
3. elimination of production for the current term.

Thus prepared and verified production plan it is possible by pressing a button convert back into the information system which will decay to production orders.

The outputs of the planning can be accessed by masters in manufacturing who have a simple simulation of the shift to the individual production facilities, allowing them to adjust production deployment of workers.

Introduction of new products is usually in charge of technologist who enters each product links to a specific device, technological times and factors loss of work during the operation.

Application structure - Three basic blocks for perfect process management



Název	Znak	D1 11.12.2013	D1 11.12.2013	D2 12.12.2013
V práť	028398	400.0	0.0	400.0
Vídeňské pářky PREMIUM	04110000	150.0	0.0	0.0
Špekáčky PREMIUM	04110200	300.0	2100.0	450.0
Pářky	04110300	0.0	0.0	0.0
Jemné pářky	04110500	0.0	0.0	300.0
Krásno pářky	04110600	150.0	0.0	0.0
Skopová klobása	04110900	0.0	0.0	300.0
Valašská klobása	04111200	150.0	2400.0	1200.0
Ostravská klobása	04111300	0.0	0.0	0.0
Zbojnická klobása	04111400	300.0	0.0	0.0
Lázeňské pářky	04111500	11100.0	8700.0	31800.0
Slezská klobása	04111800	300.0	0.0	150.0
Valašské pářečky	04112000	0.0	0.0	0.0
Pářky k loupání	04112300	300.0	0.0	0.0
Sunková klobása	04113000	450.0	0.0	600.0
Trampské cigáro	04114400	300.0	600.0	150.0
Klobása se zelím	04114500	300.0	0.0	0.0
Královská klnhása	04114700	0.0	900.0	0.0

Data entry

This part is used to import data from the information system, master data management and user administration including editing their user rights. All inputs

are designed as a clearly tabular form in which a user similarly as in MS Excel modifies values. These values are stored in a SQL database and it is ensured the regular archiving system if the system has failed.



Production simulation

For the verification scenarios is used a simulation model drawn up in an environment SW Witness, a product of our English partner Lanner Group Ltd.

This simulation model allows in risk-free environment to verify the different scenarios of production but also the suitability of investments in the specific technologies.

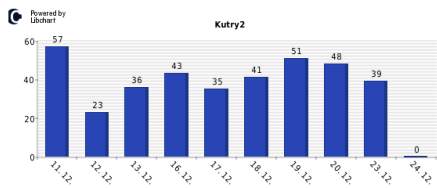
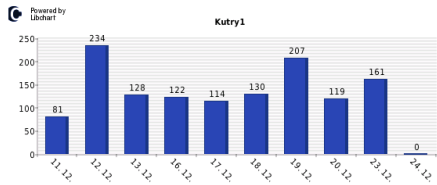
The combination of operational data and a faithful model of reality with the possibility of fast impact validation of planner's decision without risk, makes the application a powerful weapon in the competitive environment.

Report pro kapacitní plánování výroby – MP KRÁSNŮ, a.s.

Datum: 18.2.2015 13:58:34 | Uživatel: admin | [Odhlás](#)

Zařízení: [Administrace](#) | [Přehled_1_den](#)

[Formy_1_den](#) | [Formy_10_dni](#)



Output reports

Well-arranged simple graphs allow quick orientation in relation to „planned production on the particular device“ vs. „capacity availability in time“.

It is possible to quickly assess the balancing of the production plan in the nearest 10 days on each device and using gradual steps to eliminate large fluctuations in time. Or, conversely, specifically accumulate the production to lower number of days and eliminate the total number of shifts required for the production. In a tabular form it is possible to detect the volume of production in kg on particular devices.

